

Edheads Simple Machines Pre-Test

Your Name _____ Teacher's name _____

Write the letter of the picture below next to the name of the simple machine it matches.


A.  _____ Pulley

B.  _____ Gear
_____ Wheel and axle

C.  _____ Wedge

D.  _____ Inclined plane
_____ Lever

E.  _____ Screw

F.  _____

Write the name of the simple machine that is described in the sentences below:

Word Bank:

Wedge | Gear | Wheel and Axle | Screw | Pulley | Inclined Plane | Lever

These two parts act as one simple machine. They roll and are found on cars, bikes and wheelbarrows. _____

A rope, a wheel with a groove in it and a weight make up this simple machine. You can pull down on the rope to lift the weight. _____

This simple machine can be used to lift a weight. It has a fulcrum, or pivot point, which can be located in the center, near the end or at the end of this simple machine.

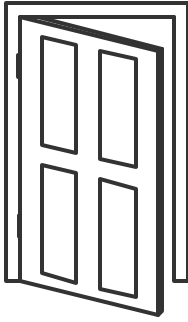
These simple machines are wheels with teeth on them that fit together when the simple machines are turned. These simple machines are used to increase or decrease turning power by changing their size. _____

This simple machine can be used to split things apart or hold a door open.

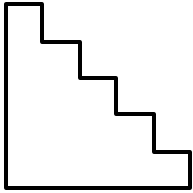
Examples of this simple machine are used to hold things together. It is made up of an inclined plane wrapped around a cylinder. _____

A heavy object could be rolled up this simple machine, instead of lifting it straight up. Using this simple machine can save effort, although the object must usually cover more distance if this simple machine is used. _____


Draw a line from the object below to the name of simple machine it represents:



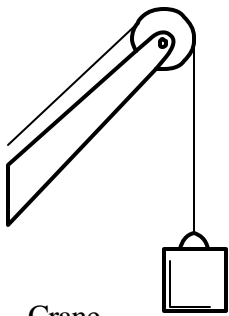
Door on Hinges



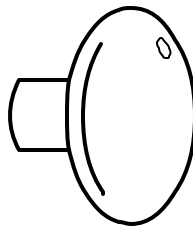
Stairs



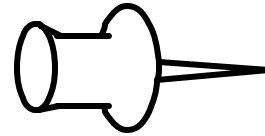
Light Bulb



Crane



Door Knob



Push Pin

Inclined Plane

Wheel and axle

Wedge

Pulley

Screw

Lever