



**WEBWISEKIDS**  
WISDOM BEGINS WITH YOU

# INTERNET SAFETY TIPS

## Grades 4-6

This packet is designed to give you important information about the Internet that will keep you safe from online predators and dangers. Please review the **9 Internet Safety Rules** and complete the activities that are included. You will be on your way to a safe experience on the Internet.

*"Empowering Today's Youth to Make Wise Choices Online"*

P.O. Box 27203 • Santa Ana, CA 92799 • Tel. (714) 435-2885 • Fax (714) 435-0523 • [www.webwisekids.org](http://www.webwisekids.org)

# SURFING THE NET SAFELY



## RULE 1

### Keep an Adult Nearby

Cyberspace can be fun, but it is also a place where kids can get into serious trouble.

It is important to learn about the dangers, and how to protect yourself in dangerous situations.

The best protection is to make sure that an adult is nearby to answer questions, and to help keep both you and your computer safe.

## RULE 2

### Protect Your Computer

Make sure your computer contains up-to-date virus-protection software.

Never eat or drink near your computer.

Never place a magnet near your computer.

Make sure your computer is plugged into a surge protector.

Shut down your computer during a lightning storm.

Cover your computer when it's shut down.

## RULE 3

### Protect Your Privacy

The folks you meet in chat rooms are strangers. Never tell anyone private information about yourself.

Never use your real name. Invent a special nickname, or use your initials.

Never give anyone your address or phone number.

Never tell your age or where you go to school.

Never tell when or where you're going on vacation.

Never send your picture.

## RULE 4

### Protect Your Password

A password is private. Never tell your password to anyone, not even to your best friend.

Don't use something obvious, like your name, address, phone number or date of birth. Make up something unique that only you would know.

Write your password down and keep it in a safe place in case you forget it.

Change your password from time to time.

## RULE 5

### Protect the Privacy of Others

Never give out private information about your family or friends.

Never tell anyone where your parents work.

Never give anyone private numbers such as credit card numbers.

Never tell anyone the real names of your friends or where they live.

Never enter the email or text files of anyone else without permission.

## RULE 6

### Beware of Contests, Clubs, Prizes and Gifts

Always ask permission from a trusted adult before you...

...enter a contest;

...join a club;

...accept a prize or gift;

...buy a toy, game, book or anything else.

You could be giving someone private information about yourself or your family without being aware of doing so.

## RULE 7

### Beware of Strangers

**NEVER!** agree to meet a stranger in person.

**NEVER!** agree to speak on the phone.

**NEVER!** send your picture.

**NEVER!** let anyone send a picture to you.

If a stranger asks to meet or phone you,

asks for your picture or wants to send a picture,

**DON'T WAIT!**

Tell a parent or teacher right away.

## RULE 8

### Don't Break the Law

Illegal activities can get you into serious trouble.

**NEVER!** let anyone talk you into breaking the law.

**NEVER!** send hateful or threatening email.

**NEVER!** use other people's passwords.

**NEVER!** try to access other computers.

**NEVER!** copy and use commercial software or music files.

**NEVER!** make a bomb.

## RULE 9

### Practice "Netiquette"

Treat others with courtesy and respect.

Don't use nasty language.

Don't be cruel.

Don't spread rumors or lies.

Don't SHOUT.

Don't hold down the ENTER key when you're not sending a message.

Never answer a message that makes you feel bad or uncomfortable.

Show all weird messages to a parent or teacher right away.

## RULE 1

# Keep an Adult Nearby

Cyberspace is great.

It's a lot like the real world with stores, libraries, schools, museums, and even a post office called email.

Cyberspace can be fun, but it can also be a dangerous place where kids can get into serious trouble.

It is important to learn about the dangers, and how to protect yourself in dangerous situations.

The best protection is to make sure that a trusted adult such as a parent or teacher is nearby to answer questions, and to help keep both you and your computer safe.

*You can learn about many interesting subjects on the Internet.  
Circle five things in this picture that begin with the letter "I"?*



## Who Named Cyberspace?

The term "CYBERSPACE" was first used in the 1984 science fiction novel "Neuromancer", by author William Gibson.

## RULE 2

### Protect Your Computer

Make sure your computer contains up-to-date virus-protection software.

Keep your computer and keyboard very clean.

Never eat or drink near your computer.

Never place a magnet near your computer. A magnet can cause serious damage.

Make sure your computer is plugged into a good quality surge protector.

Shut down your computer during a lightning storm.

Cover your computer to protect it from dirt and dust when it's shut down.

*Find the cookie and juice, magnet, virus and lightning storm that are different from the others.*



## RULE 3

### Protect Your Privacy

The folks you meet in chat rooms are strangers. They may not be as trustworthy as they pretend to be.

Never tell anyone private information about yourself.

Never use your real name. Invent a special nickname, or use your initials.

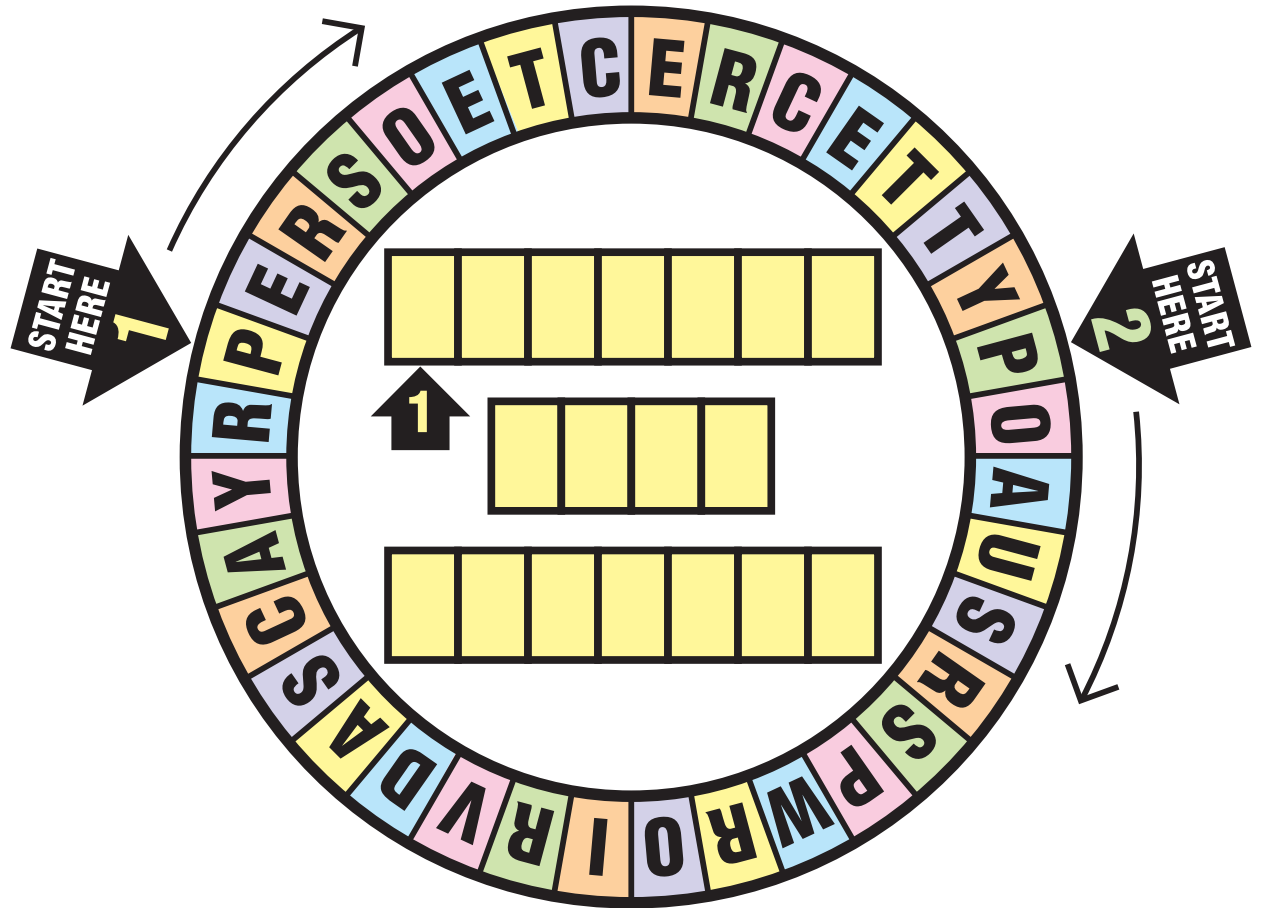
Never give anyone your address or phone number.

Never tell your age or where you go to school.

Never tell when or where you're going on vacation.

Never send your picture.

Start at the first arrow and write that letter in the first box. Travel in a clockwise direction and write **every other letter** in the following box until the message is complete.



Start at the second arrow and complete this message in the same way.

The message template consists of three rows of empty boxes: a top row of 8 boxes, a middle row of 3 boxes, and a bottom row of 8 boxes. An arrow labeled '2' points to the first box of the top row.

## RULE 4

### Protect Your Password

Your password helps keep your computer safe from intruders.

Someone who knows your password could do illegal things in Cyberspace and make you look guilty.

Never tell your password to anyone, not even to your best friend.

Don't use something obvious, like your name, address, phone number or date of birth. Make up something unique that only you would know.

Write it down and keep it in a safe place in case you forget it.

Change your password from time to time.

## Choosing Your Password

A password can combine any of the 26 letters in the alphabet (A to Z) and any of the numbers between 0 and 9.

Your password should have at least 6 characters

This chart shows the number of possible character combinations for passwords with 1 to 6 characters.

The more characters there are in your password, the harder it is for an intruder to discover.

Number of Characters	Possible Combinations
1	6
2	1,300
3	17,000
4	1,700,000
5	2,000,000,000
6	78,000,000,000



## RULE 5

# Protect the Privacy of Others


Never give out private information about your family, relatives, teachers or friends.

Never tell anyone where your parents work or what hours they work.

Never give anyone private numbers such as credit card numbers.

Never tell anyone the real names of your friends or where they live.

Never enter the email or text files of anyone else without the owner's permission.



*Some information should never be shared with strangers.  
Write the dark words in their correct spaces.*

### Things you should never share with a stranger:

Your **NAME**.  
Your **ADDRESS**.  
Your **PHONE** number.  
Your **AGE**.  
Your **SCHOOL**.  
Your **PHOTO**.

Your **VACATION** plans.  
Your **PASSWORD**.  
Your **EMAIL** address.  
A **CREDIT CARD** number.  
Where your parents **WORK**.  
Information about **FRIENDS**.



## RULE 6

# Beware of Contests, Clubs, Prizes and Gifts

Always ask permission from a trusted adult before you...


...enter a contest;

...join a club;

...accept a prize or gift;

...buy a toy, game, book or anything else.

When you enter a contest, join a club, receive a prize or gift or make a purchase, you could be giving someone private information about yourself or your family without being aware of doing so.





## RULE 7

# Beware of Strangers

Be careful when chatting with strangers on the Internet. The person you are talking to may not be telling the truth.

You may think you are chatting with another kid, but it could be an adult who is only pretending to be a kid.

**NEVER!** agree to meet anyone in person.


**NEVER!** agree to speak on the phone.

**NEVER!** send your picture.

**NEVER!** let anyone send a picture to you.

If a stranger asks to meet or phone you, asks for your picture, or wants to send you a picture,

**DON'T WAIT!** Tell a parent or teacher right away.



## RULE 8

### Don't Break the Law

Illegal activities can get you into serious trouble.

**NEVER!** let anyone talk you into breaking the law.

**NEVER!** send hateful or threatening email.

**NEVER!** use other people's passwords.

**NEVER!** try to access other computers or networks through your computer.

**NEVER!** copy and use commercial software.


**NEVER!** copy and use music files that belong to a recording company.

**NEVER!** make a bomb.


*Travel through the maze safely, without meeting a CyberCriminal.*

**YOU'RE SAFE**


**BOMBER**



**HACKER**



**SOFTWARE THIEF**



## RULE 9

### Practice “Netiquette”

Treat others with  
courtesy and respect.

Don't use nasty language.

Don't be cruel.

Don't spread rumors or lies.


Don't SHOUT.

(Typing a message in capital  
letters is called shouting.)

Don't hold down the  
ENTER key when you're  
not sending a message.

Never answer a message  
that makes you feel  
bad or uncomfortable.

Show all scary, hateful,  
angry or weird messages  
to a parent or teacher  
right away.



*Fill in the areas with the dots for an important message.*